

TUBI VALVES
 info@tubi-valves.com
 +31 (0)229 220 005

MODEL NUMBER

TXP-G22GNMM

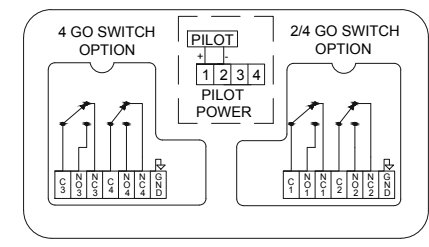
PRODUCT LINE

Switchbox TXP and TXS

SPECIFICATIONS


Enclosure	Tropicalized Aluminum
Bus/Sensor	(2) GO™ Switch SPDT hermetically sealed 3A
Area Classification	Non-incendive
Visual Display	Standard 90° Green OPEN, Red CLOSED
Shaft	NAMUR
Conduit Entries	(2) M20
O-Rings	Silicone
Pilot	No pilot option
Spool Valve	No spool valve option
Valve Cv	No valve Cv option
Manual Override	No manual override option
Regional Certification	No regional cert option
N Switch	No N Switch

WIRING DIAGRAM



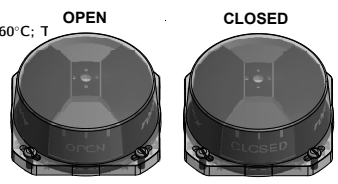
Current as of February 25, 2020 – Subject to change without notice.

NAMEPLATE



CI I Div 2, Grps A-D; CI II Div 2, Grps F-G; T4A -50°C ≤ Ta ≤ 60°C; T
 Ex nA nC IIC T6 Gc; -55°C ≤ Ta ≤ 55°C
 Ex tc IIIC T75°C Dc; -50°C ≤ Ta ≤ 55°C; IP66/67
 SWITCH: 4A/120VAC; 3A/24VDC

Model #:
 Serial #:



TOPWORX
 3300 Fern Valley Road
 Louisville, KY 40213

(502)969-8000 PH
 (502)969-5911 FAX
 www.topworx.com